

SORTING OF RECYCLABLE PLASTIC PACKAGING ITEMS



(from plastic mark)

Recyclable plastic packaging items refer to wrappers and containers made out of polyethylene, PVC, or PVDC, which are unwanted when the contents are empty.


Recyclable plastic packaging items (for example)

→Put them in the designated pink plastic garbage bags.

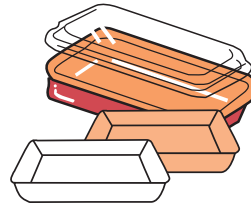
Plastic packaging items with mark (except dirty ones)



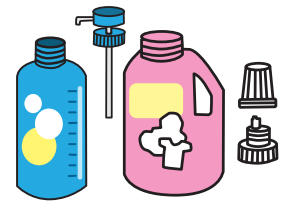
bags and wrappers



containers



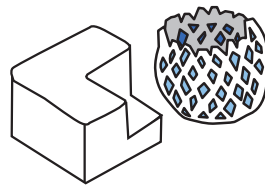
trays



bottles



tube containers




Styrofoam



cups, bowls



bottle caps, bottle cap covers and labels

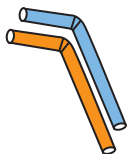


Mudanashi-kun

As for the plastic packaging items with mark, plastic packaging manufacturers and suppliers relating to plastic products bear the part of the recycling costs.

Not applicable (for example)

These plastic items which are not applicable to recycling should be thrown as non-combustibles collected on the designated dates twice a month.



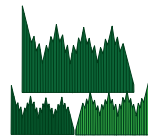
straws



forks



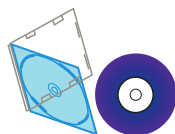
clothes hangers



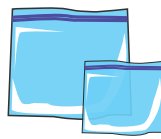
lunch box dividers




bowls



CDs and CD cases



vacuum storage bags



Dainashi-kun

Not only the above mentioned items but also plastic items without mark should be disposed of as non-combustibles!

Attention!



Please pay close attention to the instant noodle cup containers. They are made from both paper and plastic which can look alike and are easily mistaken for each other.

These plastic items which are not applicable to recycling should be thrown away as non-combustibles, collected on the designated dates twice a month.

Check this mark.



Paper cups

Put in the combustible garbage bags.



Plastic cups


Put in the plastic packaging garbage bags.

CAUTIONARY POINTS REGARDING TAKING OUT RECYCLABLE PLASTIC ITEMS


Plastic packaging garbage once sorted out is outsourced to The Japan Containers and Packaging Recycling Association for recycling. Poorly sorted or dirty waste will not be accepted. Please be careful especially to the following points when taking out the garbage.

① Rinse out and wash your plastics before you recycle them! (Dirty or soiled containers go to combustibles!)

Food residue on containers can contaminate other items in the recycling garbage. Rinse containers before you recycle them.



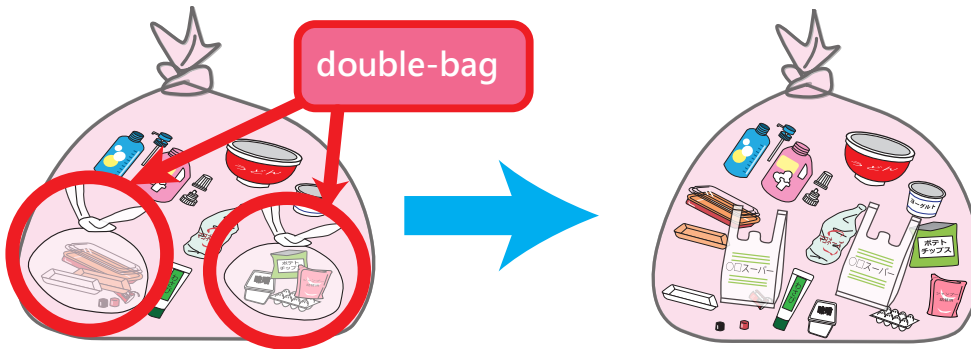
Rinse all food residue within the containers.




Chojuro-san

② Don't double-bag garbage!

Collected plastic garbage bags are cut open with machines before being recycled at the recycling center to check if they contain any non-recyclables. Double-bagged garbage (for instance, a bento lunch box in a grocery plastic bag) causes machine cutting and checking



Don't bag up your recyclables before putting them in the designated plastic garbage bag.



Yonashi-kun

③ Don't put hazardous items such as medical waste (needles etc.), lighters and dry cells into the regular plastic garbage bag!

Hazardous items such as medical waste and lighters may cause fire or harm garbage plant workers while collecting, sorting out and recycling processes.

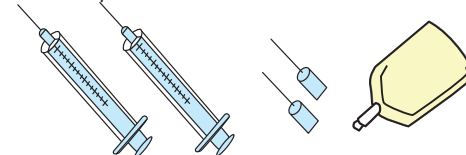
Hazardous items (for example)

gas lighters, dry cells, knives, razors, broken pieces of glass, etc.



Take them out as non-combustibles

needles, syringes, intravenous drip needles, etc.



Take them out as non-combustibles or consult your clinic or hospital.

Don't put these hazardous items in the plastic garbage bags!



Mudanashi-kun